

6LPA-STP2 Series

Configuration	4-stroke, vertical, water-cooled diesel engine		
Maximum output at crankshaft	* 232 kW@3800 rpm	[315 mhp@3800 rpm]	
	** 220 kW@3800 rpm	[299 mhp@3800 rpm]	
Displacement	4.164 ltr	[254 cu in]	
Bore x stroke	94 mm x 100 mm	[3.7 in x 3.94 in]	
Cylinders	6 in line, 4-valves per cylinder		
Combustion system	Direct injection		
Aspiration	Turbocharged with intercooler		
Starting system	Electric starting 12V - 2.5 kW		
Alternator	12V - 80A		
Cooling system	Fresh water cooling by centrifugal fresh water pump and rubber impeller seawater pump		
Lubrication system	Enclosed, forced lubricating system		
Direction of rotation [crankshaft]	Counterclockwise viewed from flywheel side		
Dry weight without gear	408 kg	[899 lbs]	
Environmental	EU: RCD	BSO II	EMC
	US: EPA Tier2		
	IMO: MARPOL 73/78 Annex VI		
Engine mounting	Rubber type flexible mounting		

NOTE:

Fuel condition: Density at 15°C = 0.84 g/cm³; 1 kW = 1.3596 mhp = 1.3410 HP

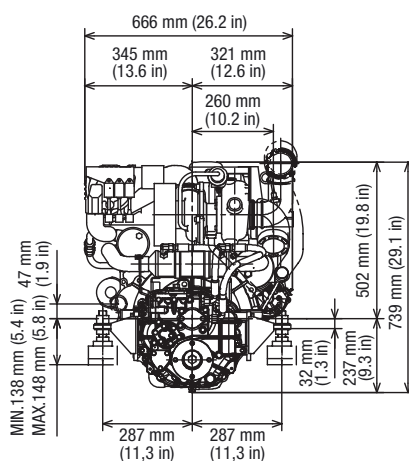
* Fuel temperature 25°C at the inlet of the fuel injection pump [ISO 3046-1]

** Fuel temperature 40°C at the inlet of the fuel injection pump [ISO 8665: 2006]

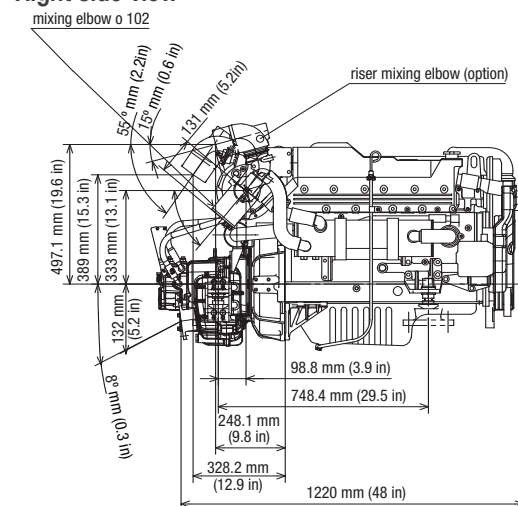
Technical data is according to ISO 8665: 2006/3046-1

DIMENSIONS

Rear view

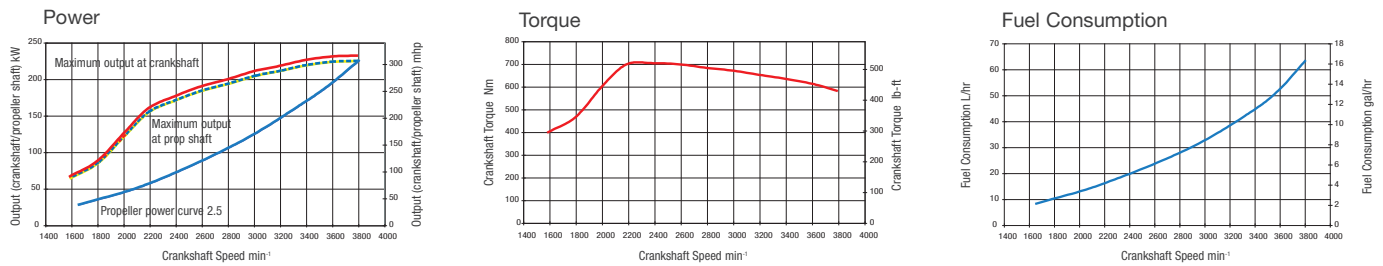


Right side view



6LPA-STP2 with KM2P-1 marine gear

PERFORMANCE CURVES

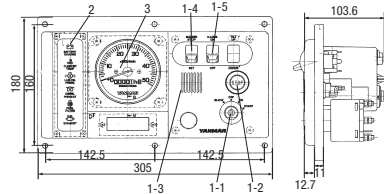


MARINE GEARS / DRIVE

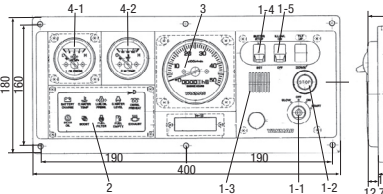
Model	KMH50A			ZF63A			
Type	8° down hydraulic			8° down hydraulic			
Dry weight	43 kg [95 lbs]			44 kg [97 lbs]			
Reduction ratio [fwd/asn]	1.67/1.67	2.13/2.13	2.43/2.43	1.22/1.21	1.56/1.58	2.04/2.10	2.52/2.53
Propeller speed [fwd/asn]	2275	1784	1564	3115/3140	2436/2405	1863/1810	1429/1423
Direction of rotation [propeller shaft - fwd]	Counterclockwise viewed from flywheel side			Counterclockwise viewed from flywheel side			
Dry weight engine and gear/drive	449 kg [990 lbs]			452 kg [996 lbs]			
Length engine and gear/drive	1190 mm [46.9 in]			1205 mm [47.4 in]			

INSTRUMENT PANELS

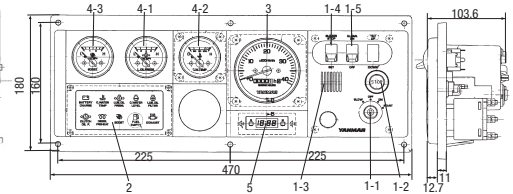
New B-type Panel



New C-type Panel



New D-type Panel



Function	TYPE OF INSTRUMENT PANEL		
	DIGITAL B-TYPE PANEL	NEW C-TYPE PANEL	NEW D-TYPE PANEL
1-Switch unit			
1-1 Key switch for GLOW/OFF/ON/START [4-position switch]	Equipped on panel	Equipped on panel	Equipped on panel
1-2 Engine stop switch	Equipped on panel	Equipped on panel	Equipped on panel
1-3 Alarm buzzer [C.W. Temp., L.O. Pressure]	Equipped on panel	Equipped on panel	Equipped on panel
1-4 Alarm buzzer stop switch	Equipped on panel	Equipped on panel	Equipped on panel
1-5 Illumination switch for meters	Equipped on panel	Equipped on panel	Equipped on panel
2-Alarm lamp unit			
2-1 Battery not charging	Equipped on panel	Equipped on panel	Equipped on panel
2-2 C.W. high temperature	Equipped on panel	Equipped on panel	Equipped on panel
2-3 L.O. low pressure	Equipped on panel	Equipped on panel	Equipped on panel
2-4 F.O. drain separator	Equipped on panel	Equipped on panel	Equipped on panel
2-5 Sea water flow	Equipped on panel	Equipped on panel	Equipped on panel
2-6 C.W. level for fresh water tank	Not equipped on panel	Equipped on panel	Equipped on panel
2-7 Boost pressure high	Equipped on panel	Equipped on panel	Equipped on panel
3-Tachometer with hour meter	Equipped on panel	Equipped on panel	Equipped on panel
4-Sub meter unit			
4-1 L.O. pressure meter	Not equipped on panel	Equipped on panel	Equipped on panel
4-2 C.W. Temperature meter	Not equipped on panel	Equipped on panel	Equipped on panel
4-3 Boost meter [turbo]	Not equipped on panel	Not equipped on panel	Equipped on panel
5 Quartz clock	Not equipped on panel	Not equipped on panel	Equipped on panel

ACCESORIES

Standard engine package

- Sensor for instrument panel [New B, C and D-type]
- Exhaust/water mixing elbow [L-type]
- Cooling water hoses
- Fuel water separator [integrated with fuel filter]
- Alternator 12V - 80A

Optional accesories

- Flexible mounts [2 pcs]
- High-riser mixing elbow [instead of L-elbow]
- Analog instrument panels [New B,C and D-type]
- Dual station Y-harness
- Sensor for VDO instrument panels
- Control heads
- Extension wire harness [4m, 6m, 10m]
- Lub oil evacuation pump
- Air venting device for cooling water tank
- VDO instrumentation for main panel and fly bridge
- Dipstick for opposite side

NOTE: All data subject to change without notice. Text and illustrations are not binding.