


6HYM-WET

H-rating 368kW [500mhp]



Photograph may show optional equipment.

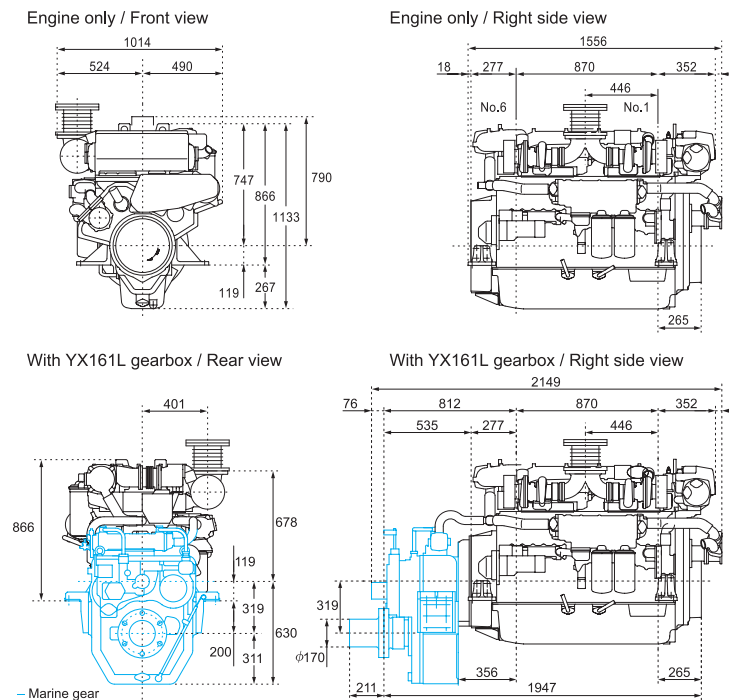
Engine Specifications

Model	6HYM-WET	
Type	4-cycle, Vertical, Turbo-charged with sea watercooled intercooler diesel engine	
No. of cylinders, Bore × stroke mm	6 in-line, 132.9 × 165	
Displacement	lit. 13.733	
Rated output	kW(hp) / rpm 368 (500) / 1950	
Emission	IMO Tier II	
Fuel consumption	gr/kW · hr 203 (at rated output)	
Direction of rotation	Counterclockwise viewed from stern (crankshaft)	
Combustion system	Direct injection	
Cooling system	Constant high temperature cooling with Heat exchanger	
Cooling fresh water capacity	lit. Engine:40 + Reserve tank:1.5	
Lubricating system	Forced lubrication with gear pump	
Lubricating oil capacity	lit. 36	
Lubricating oil grade	SAE30, 40 or SAE15W-40	
Starting system	Electric starting motor (DC 24V)	
Flywheel housing size	inch SAE #1, 14	
Dry weight	kg 1385	

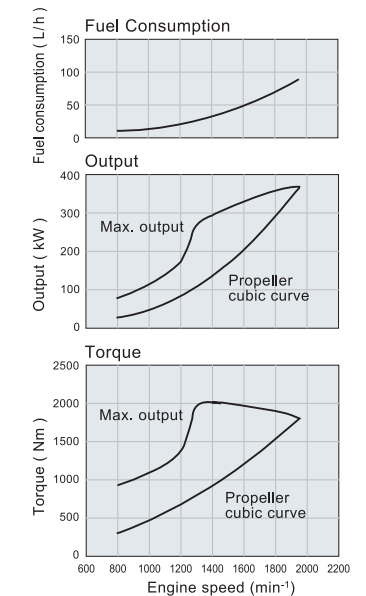
Marine Gear Specifications

Engine Model	6HYM-WET					
Marine gear model	YXH-160			YX-161L		
Type	Hydraulic multi-disc clutch					
Reduction ratio	1.97	2.46	3.05	3.65	4.08	4.55
Prop. shaft speed at rated output rpm	990	793	639	534	480	429
Direction of rotation	Clockwise or Counterclockwise					
Dry weight	kg 390			620		

Dimensions (Unit : mm)

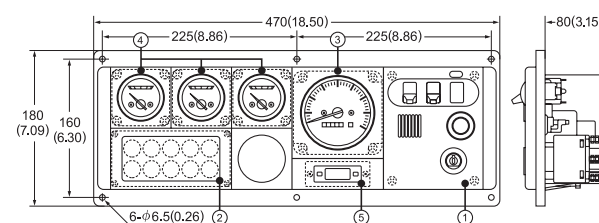


Performance Curves



Rating definitions : hp=0.7355kW Ratings are based on conditions of 100kPa, 30% relative humidity at 25 °C.
H=For applications where use of rated power is less than 24 hours continuous and operation is less than 4000 hours per year.
Fuel rates : Specific gravity 0.835g/cc, low calorific value 42700kJ/kg(10200kcal/kg), Cetane No.45.

Detail of instrument panel D-type (Unit : mm)



- ① **Switch unit**
 - Key switch
 - Alarm buzzer
 - Alarm buzzer stop switch
 - Illumination switch
- ② **Alarm lamp unit with Alarm monitor device**
 - Battery not charging
 - C.W. high temp.
 - L.O. low pressure
 - Clutch oil pressure
 - L.O. filter clogged
 - C.W.level
- ③ **Tachometer unit**
 - Tachometer with hour meter
- ④ **Sub meter unit**
 - L.O. pressure meter
 - C.W. temp. meter
 - Boost meter (Turbo)
- ⑤ **Clock unit**
 - Clock

IMO Tier II Compliant
Mechanical Engine Control

500mhp

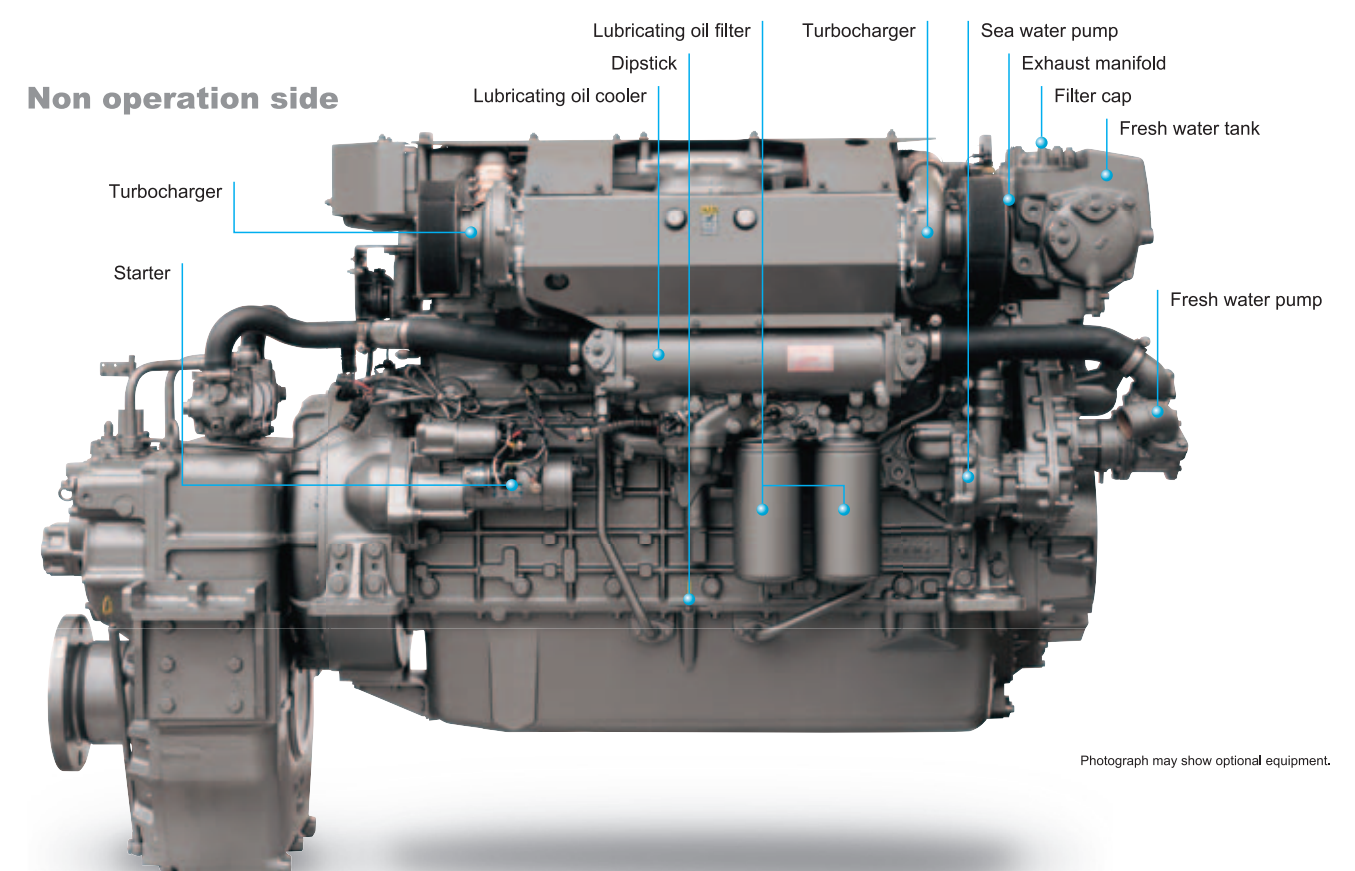
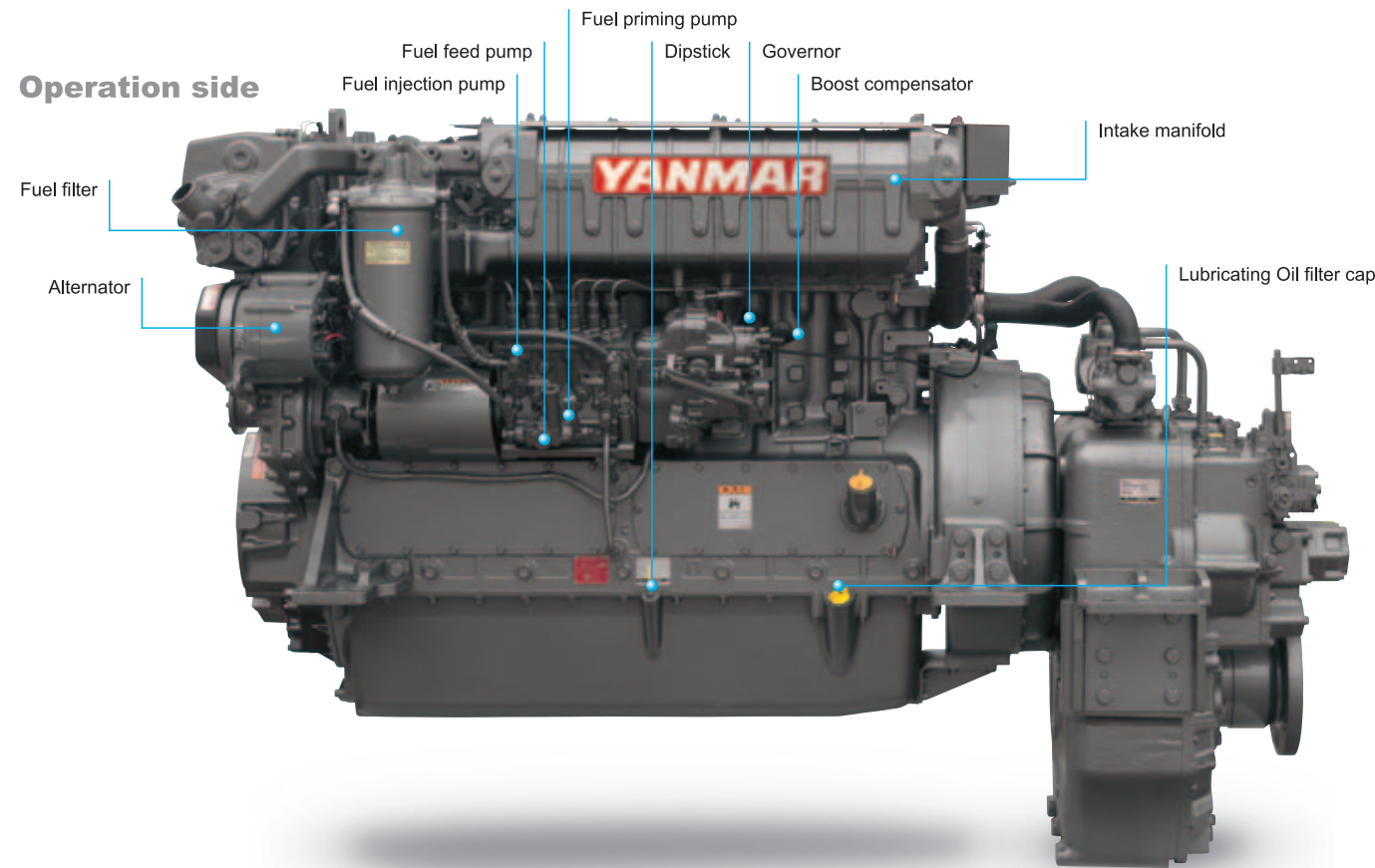
**LONG
STROKE**

YANMAR CO., LTD.

Marine Operations Division.
5-3-1, Tsukaguchi Honmachi Amagasaki, Hyogo, Japan
Tel : +81-6-6428-3120 Fax : +81-6-6421-2202
www.yanmar.co.jp/en

Note : All Data Subject to Change Without Notice.

YANMAR, Providing Quality Propulsion Engine Packages for Over 60 Years.



Photograph may show optional equipment.

For Harmonious Living with Global Environment

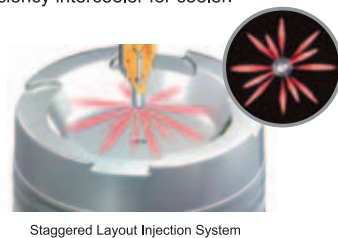
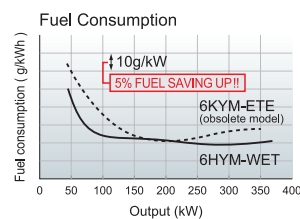
Normally, when NOx emissions are reduced, the fuel consumption and smoke generation will increase, adversely affecting both the environment and management. As a solution to this, YANMAR has developed "Eco Diesel", which is designed so as to comply with marine environmental protection. It improves the fuel consumption and smoke generation in addition to reducing NOx emissions.



Performance

500hp (368kW) at 1950rpm in the H operating mode

This 165 mm long stroker 14 liter class diesel, with 24 valves, the high performance small twin turbo, less turbo lag, and better mixing at low revs and the all-new high efficiency intercooler for cooler.



Good Fuel Economy together with Lower Emissions

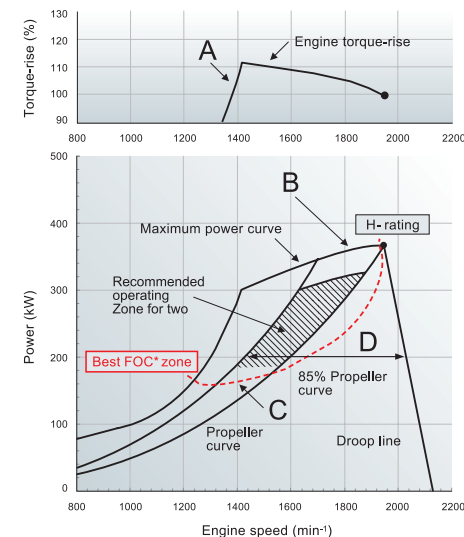
The micro-sized multiple holes in the all-new injectors produce an even finer fuel-oil mist and, combined with new perfectly matched combustion chambers and new cylinder head shapes, produce even more power. It is power delivered smoothly, due to optimum combustion conditions being maintained across a far wider operating range. And it leads directly to the bonus of lower exhaust emissions and lower fuel consumption. The boost compensator dramatically reduces black smoke under hard acceleration.

High Torque

Excellent Torque-Rise Characteristics in High Speed and High Load Range Enable Stable Performance of Job Duties even at High Load

The Engine Performance Gives Following Advantages:

- The engine torque-rise characteristics having much in reserve, (Line A)
→Stable cruising with least speed reduction against sudden load changes.
- Wide Max. Power Range, (Line B)
→A wide range propeller matching, from the passenger ship (light/medium duty) to tug boat (heavy duty), is possible.
- Min. Fuel Consumption Range is Wide, (Line C) **Best FOC* zone**
→Economical with wide min. fuel consumption range both during cruising or performing job duties. * FOC: Fuel Oil Consumption
- Wide Medium Load Range, (Line D)
→Produces stable engine performance even doing other job duties.



This figure indicate in case of 6HYM-WET (H-rating)

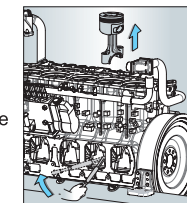
Toughness

- Low, stable LOC (Lubricating Oil Consumption) and long overhaul interval, thanks to silicard treatment cylinder liner and nitrided stainless steel rings and the finely judged clearance between piston and liner. No cylinder kit replacement concept in YANMAR overhaul program.
- Purpose built marine engine with long stroke, optimized flywheel weight, water cooled exhaust manifold and special treatment injection nozzle.
- Type Approved by Class Societies.

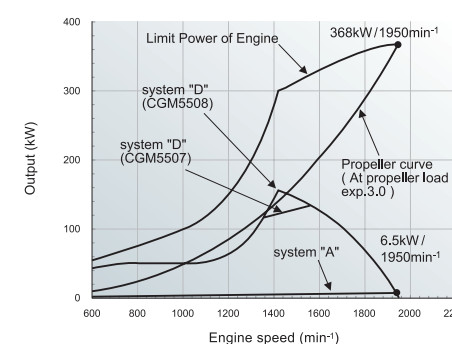
Lower Down Time

Easier Routine Inspection, Easier Maintenance.

Large inspection windows on the side of the block allow in-site replacement of pistons. Lube Oil filter is easy-to-replace cartridge type. Full mechanical engine management avoids the chance of delicate and expensive electronics failing in hot, marine engine room conditions. 500 hours service interval.



High capacity front PTO



YANMAR original marine gear that can be adapted to a wide range of applications



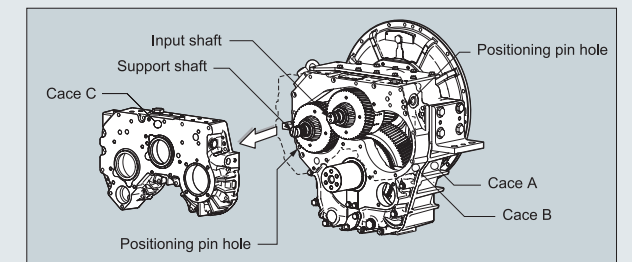
YANMAR provides our original gearbox, which enables us to supply total marine engineering & servicing to customers!

High-Performance Marine Gear

YANMAR's original marine gear is designed to draw out best performance of YANMAR engines.

Easier Maintenance

The 3-part structure of the case enables the forward shaft and reverse shaft to be disassembled and reassembled while still installed on the boat. In addition, a cartridge system is now used for the L.O. filter.



* Applied to YXH160 only

Accessories

Optional Trolling Device.
Propeller shaft half coupling (counter frange) supplied as standard.